

Roadpost Support Center

Portal > Knowledgebase > GeoPro > Account Sign-Up > Adding New inReach License(s) using Account Management [GPv3]

Adding New inReach License(s) using Account Management [GPv3]

Lu Parente - 2016-08-25 - in Account Sign-Up

Adding a new license using the **Account Management** section allows Administrators to add **Mobile App licenses, inReach licenses, Monitor Licenses** and additional **Administrator licenses**. All of the licenses activated and added to your account in real-time.

Note: The Account Management section can be access directly from the **Options** menu in the GeoPro web app or by navigating to <https://account.geoprosolutions.com/> and entering your Administrator credentials.

This article explains how to add a new **inReach license & Subscription**.

1. To add a new inReach license, navigate to the **Manage License(s)** tab and select **Add new license(s)**.

Welcome, GeoPro Administrator! [Log Out](#)

GeoPro

MANAGE LICENSE(S) MANAGE ACCOUNT SUPPORT GO TO GEOPRO WEB APP

GEOPRO LICENSE MANAGEMENT DASHBOARD

One administrative license and three (3) GeoPro mobile app licenses are included in your free 30-day trial. Click "Add new license(s)" button below to get started.

Search License(s)





5 Item(s) Show 10 per page

Select	License	Service Number/IMEI	Email	Plan	State
<input type="checkbox"/>		300434060111111	inreach@gmail.com	GeoPro inReach 8K Plan	Active
<input type="checkbox"/>		+1-647-555-2222	android@gmail.com	GeoPro Mobile App License (Android) (trial)	Active
<input type="checkbox"/>		+1-647-555-1111	iphone@gmail.com	GeoPro Mobile App License (iPhone) (trial)	Active
<input type="checkbox"/>			monitor@gmail.com	GeoPro Monitor License	Active
<input type="checkbox"/>			admin@gmail.com	GeoPro Admin License	Active

Copyright © 2015 Roadpost Inc. All rights reserved. The Roadpost name and logo are trademarks of Roadpost Inc. All other products and trademarks mentioned are properties of their respective owners.

2. Select **inReach License & Subscription** to proceed.

What kind of License would you like to add?
Up to three (3) Mobile App Licenses are included in the 30 day trial.

 Mobile App Device (iPhone or Android)	 inReach License & Subscription	 Administrator License	 Monitor License
---	--	--	--

3. Fill out the required fields in the **Device Details** section.

1. DEVICE DETAILS

Please enter the details of the device you wish to monitor.

IMEI Number *	<input data-bbox="555 788 1254 871" type="text" value="Displayed on the back of your device."/>
Auth Code *	<input data-bbox="555 940 1254 1023" type="text" value="Located on the back of your device packaging."/>
Device Name *	<input data-bbox="555 1093 1254 1176" type="text"/>

Tip: The device friendly name is the label associated with the device allowing you to search and display your device on the map.

4. Fill out the required fields in the **User Details** section.

2.USER DETAILS

Please enter the details of the person who will be using the device mentioned above.

User Email *

Tip: Choose a unique email address because the device will be assigned to the user associated with the address you enter here.

First Name *

Last Name *

5. Select a **service plan** from the **Plan Details** section.

3.PLAN DETAILS

What plan would you like to associate with the device?

Tip: You'll be able to change this anytime you want.

GeoPro Plan	GeoPro 8K Plan	GeoPro 25K Plan	GeoPro 50K Plan
Monthly Fee	\$40.00	\$65.00	\$90.00
Included Data	8,000	25,000	50,000
Approx. Messages	100	312	625
OR Approx. Tracks	400	1,250	2,500
Additional Data (per 10 bytes)	\$0.10	\$0.08	\$0.08
Pick a plan	Select Plan	Select Plan	Select Plan

Note: A one-time activation fee of \$30 applies to each device

6. When finished, select **Add to Cart** and your new inReach license & subscription will be queued up for checkout.

Clear

Add to Cart

7. You can now add additional licenses or checkout your order. To checkout your order, select **Submit Order**.

PURCHASE SUMMARY	
LICENES	FEES
GEOPRO 25K PLAN 300434060111111	\$65.00 x ▲
GEOPRO INREACH ACTIVATION FEE	\$30.00 ▼
SUBTOTAL	\$95.00

Submit Order

Applicable taxes are not included

8. Once the order has been submitted and the device license has been activated, the device can be taken outside to complete the on-screen hardware activation process. The user will also receive an email notification including a link to the GeoPro portal and a temporary password.