

Roadpost Support Center

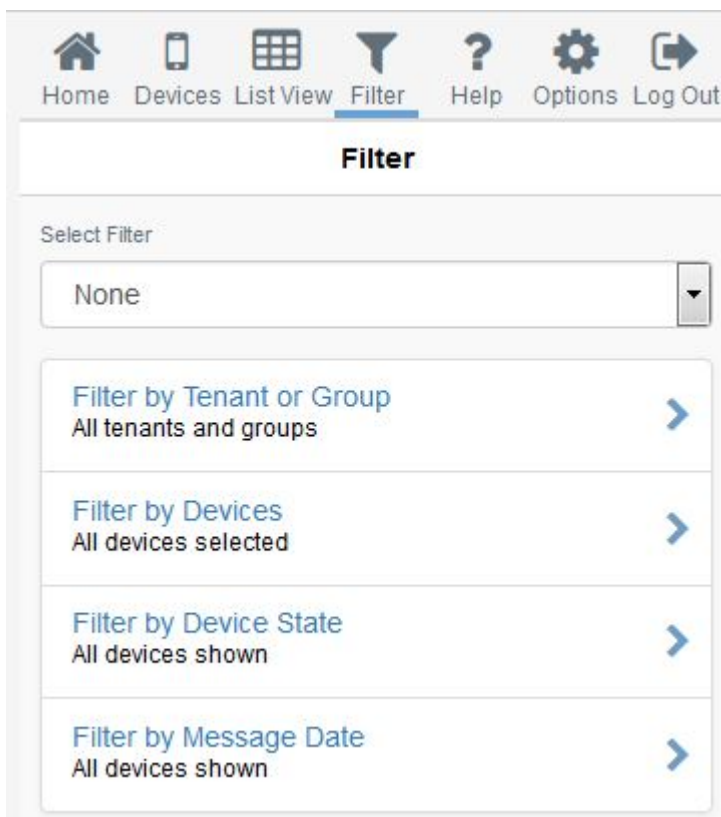
Portal > Knowledgebase > GeoPro > GeoPro Web App > Web App for Administrators > Filter Tab > Filter tab Overview for Administrators & Monitors [GPv3]

Filter tab Overview for Administrators & Monitors [GPv3]

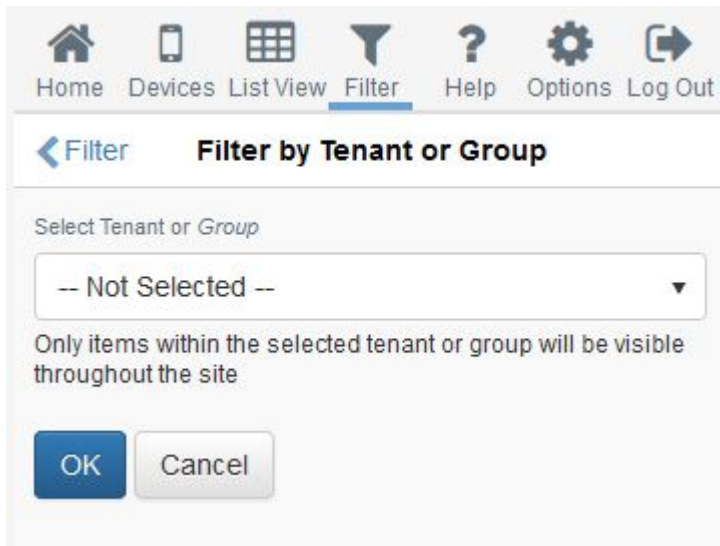
Lu Parente - 2015-10-07 - in Filter Tab

The **Filter** tab provides Administrators and Monitors with the ability to filter what is being displayed throughout the entire web app experience. When filters are used, they are applied to the Map, the Home tab, Devices tab, List View tab and Options tab.

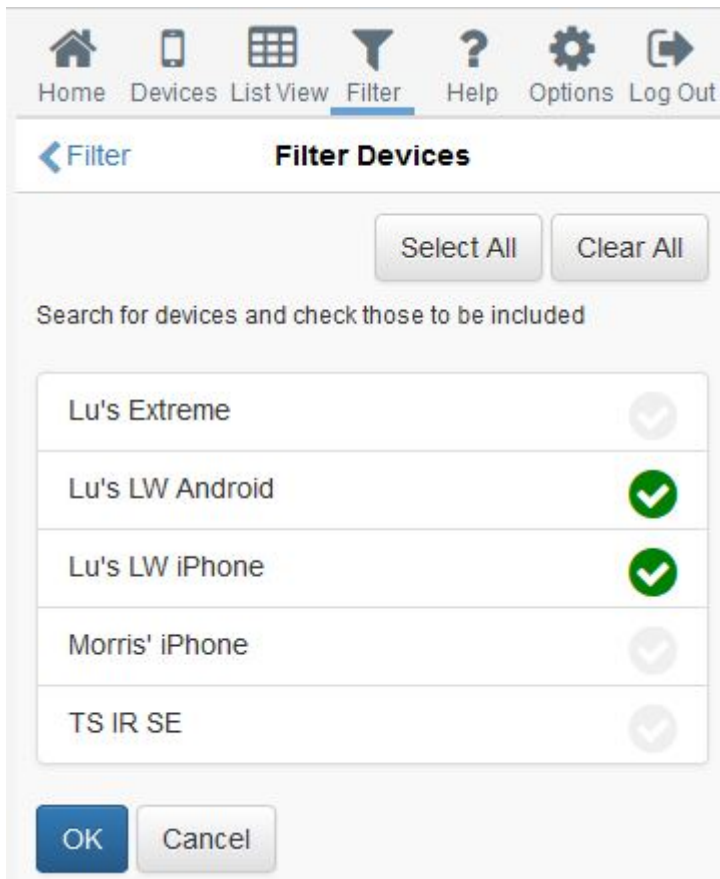
Filters are used to focus on specific criteria or a combination of criteria such a **tenants/sub-tenants** or **groups, devices, device state,** and **message date.**



To **Filter by Tenant or Group**, simply select the tenant name or group name you would like to focus on from the drop-down.



To **Filter by Devices**, simply select (check/uncheck) the device or devices you would like to focus on.



To **Filter by Device State**, simply select the device state or states that you would like to focus on using the toggles.

Home Devices List View **Filter** Help Options Log Out

← Filter **Filter by Device State**

All	<input type="checkbox"/>
Emergency	<input checked="" type="checkbox"/>
Overdue	<input checked="" type="checkbox"/>
Pending Check In	<input type="checkbox"/>
Pending Location Request	<input type="checkbox"/>

Include only those devices in the selected states

OK Cancel

To **Filter by Message Date**, simply select the **Time Period** and **Time Unit** from the drop-downs.

Home Devices List View **Filter** Help Options Log Out

← Filter **Filter by Message Date**

Time Period

5

Time Unit

Days

Include only devices that have sent a message in specified interval

OK Cancel

If a filter is currently enabled an "i" icon will appear on the **Filter** tab.

Note: If a filter is left enabled when the web app was last used, the filter will still be in place the next time you visit the web app.

Filter

Filters can also be saved and named for convenient access at a later time.

Home Devices List View **Filter** Help Options Log Out

Filter

Select Filter

None

- None
- Lone Worker Devices**
- Lu's Group
- Emergency & Overdue Devices

[Filter by Devices](#)
All devices selected >

[Filter by Device State](#)
All devices shown >

[Filter by Message Date](#)
All devices shown >