

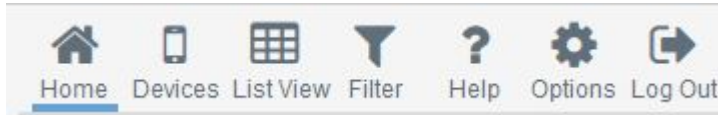
Roadpost Support Center

Portal > Knowledgebase > GeoPro > GeoPro Web App > Web App for Administrators > Home Tab / Map View > Home tab Overview for Administrators & Monitors [GPv3]

Home tab Overview for Administrators & Monitors [GPv3]

Lu Parente - 2015-11-09 - in Home Tab / Map View

When viewing the Home tab while logged in as an Administrator or Monitor, you will be presented the following key pieces information:




Map: The map will automatically zoom to a level where it will display the most recently transmitted breadcrumbs/ positions of all active device users.








Dashboard: The dashboard will display the current state of all active devices. If all devices are in a normal state, "All OK" will be displayed. If any of the devices are in a non-normal state, the appropriate state will be displayed. I.e. Emergency, Overdue, Pending Check-In, Pending Location Request, Monitored Devices etc. Selecting any of the entries from the dashboard will filter the selected state on the map.

Dashboard

 All OK

Dashboard

-  Emergency (4) >
-  Overdue (24) >
-  Pending Check-In (5) >
-  Pending Location Request (6) >
-  Monitored Devices (3) >

Recent Messages: The recent messages will display **3** of the most recently transmitted messages from any of the active devices on your account. Selecting any of the messages from the Recent list will display the inbox for the selected user and filter the map accordingly.

Recent Messages

- [Morris' iPhone](#)
25 September, 2015 9:19:50 AM - Automatic Positi... >
- [Lu's LW Android](#)
23 September, 2015 1:56:00 PM - Application start... >
- [Lu's LW iPhone](#)
21 September, 2015 1:15:06 PM - Check In >