

Roadpost Support Center

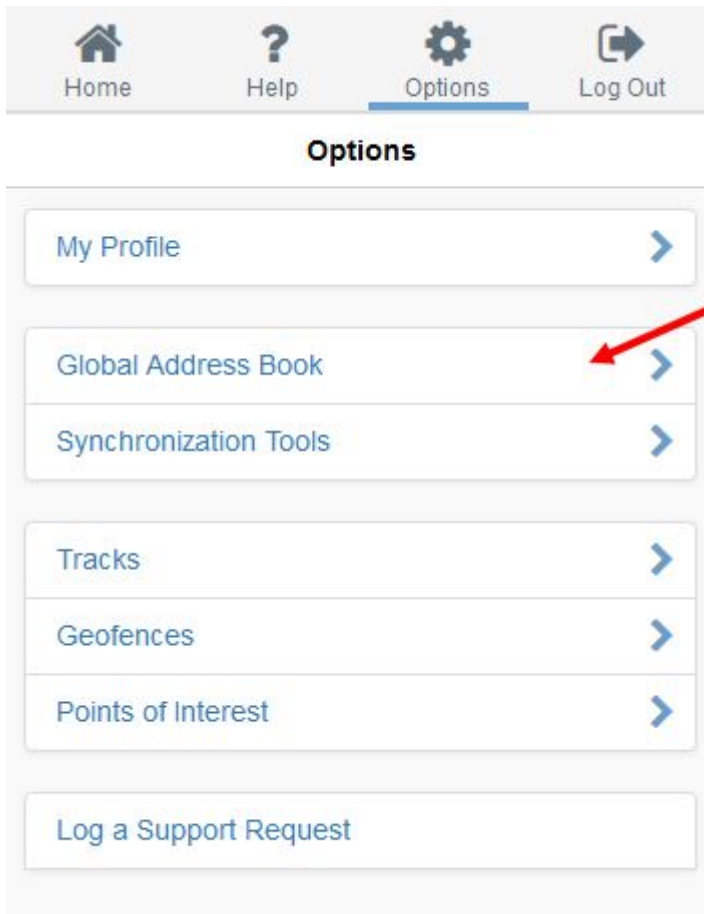
Portal > Knowledgebase > GeoPro > GeoPro Web App > Web App for Users > Options Tab > How-To > Viewing Contacts & Distribution Lists synced to your Device from the Options tab [GPv3]

Viewing Contacts & Distribution Lists synced to your Device from the Options tab [GPv3]

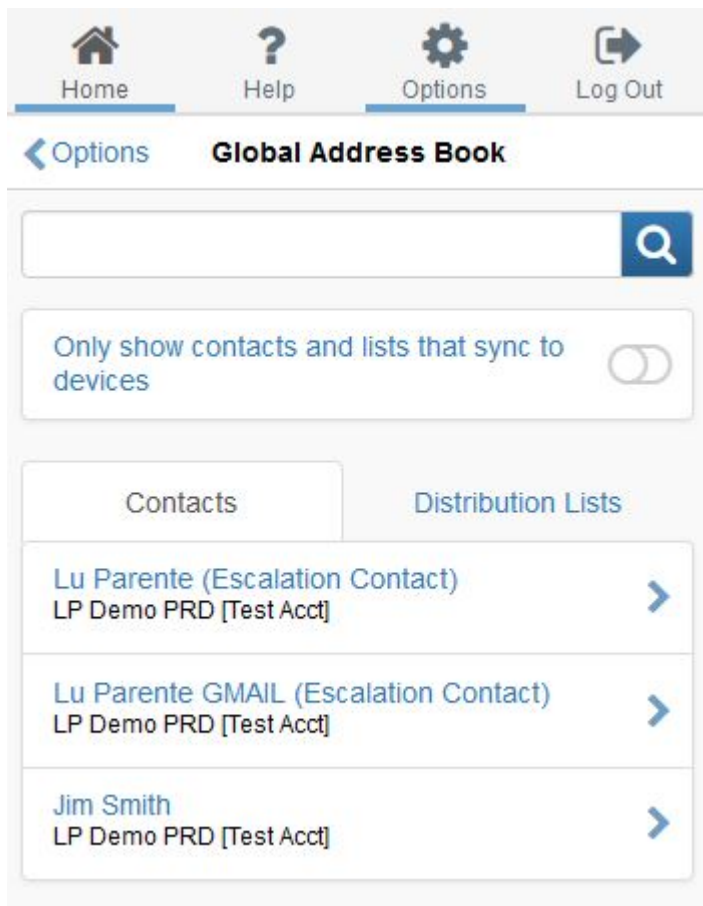
Lu Parente - 2023-03-20 - in How-To

As a User you may find that you have **Contacts** and **Distribution Lists** that appear on your device which you did not add your device Address Book. Administrators and Monitors have the ability to designate contacts & distribution lists which automatically sync to your device. As a User, you have the ability to view the **Global Address Book** so that you can see the contacts and distribution lists which have been flagged to automatically sync to your device.

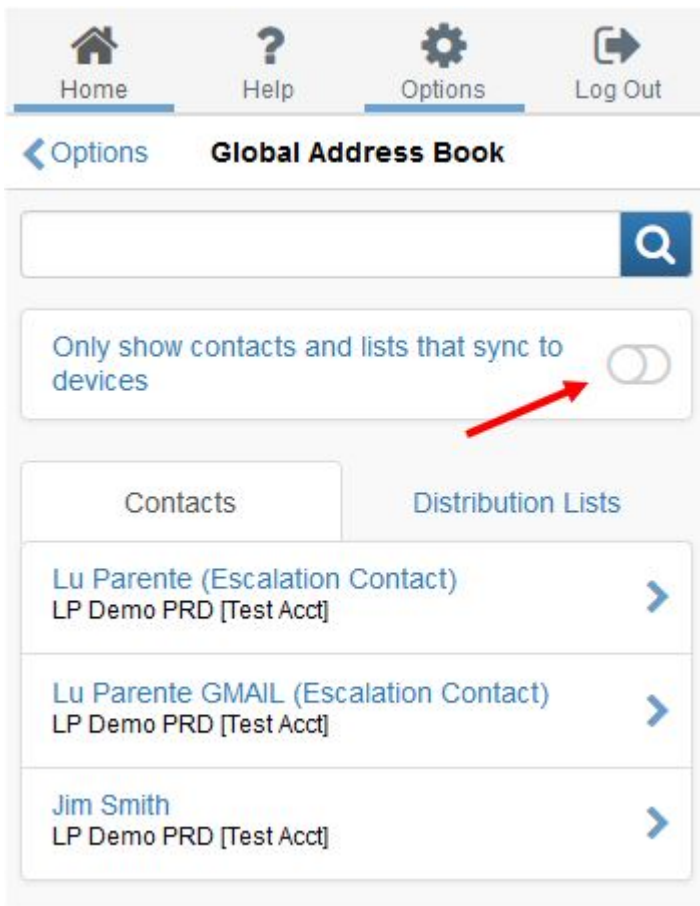
1. To view the contacts and distribution lists which have been flagged to automatically sync to your device, navigate to the **Options** tab and select **Global Address Book**.



2. The **Global Address Book** page will be displayed. Here you can view all of the **Contacts** & **Distribution Lists** which have been configured by an Administrator.

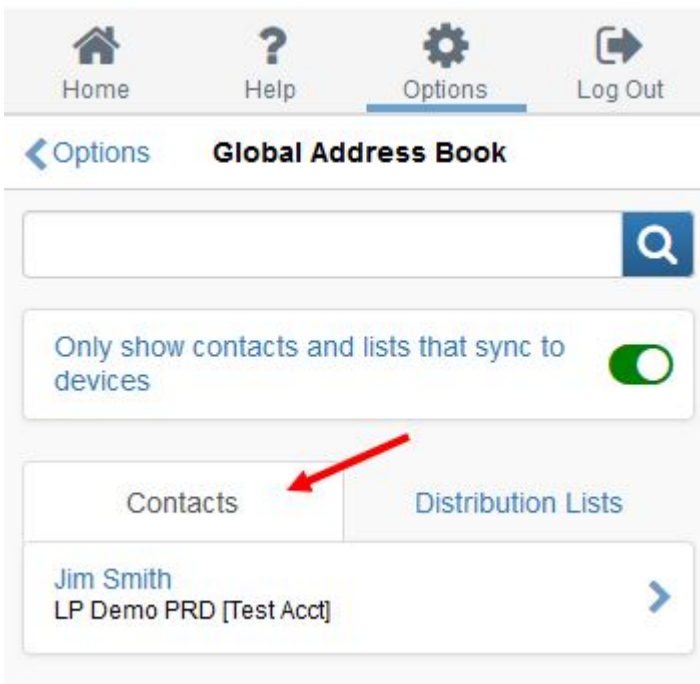


3. To view the contacts and distribution lists which have been flagged to sync to your device, enable the **Only show contacts and lists that sync to devices** toggle.



4. The contacts and distribution lists which have been flagged to sync to your device will now be displayed.

Select the **Contacts** tab to view contacts flagged to sync to your device.



Select the **Distribution Lists** tab to view distribution lists flagged to sync to your device.

< Options **Global Address Book**

Only show contacts and lists that sync to devices

Contacts

Distribution Lists

Supervisors
LP Demo PRD [Test Acct] 

