

Roadpost Support Center

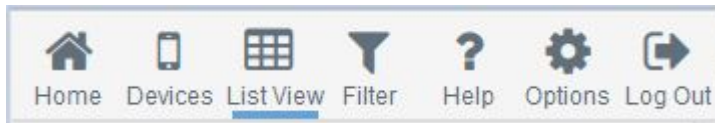
Portal > Knowledgebase > GeoPro > GeoPro Web App > Web App for Administrators > List View > How-To > Viewing Device Interactions from the List View tab [GPv3]

Viewing Device Interactions from the List View tab [GPv3]

Lu Parente - 2015-10-07 - in How-To

The **List View** tab provides Administrators and Monitors with the ability to view the most recent interactions from each of the devices provisioned to your account as well as the ability to review device details, user details and perform specific actions on behalf of the device user.

1. To view recent device interactions, navigate to the **List View** tab.




2. You will be presented with a **matrix of devices, the last time the device communicated, the current device state, the assigned user, the assigned group, the assigned check-in schedule** and other related details.

By default, this view will display devices which are in the **Emergency and Overdue state**. Note the arrow highlighted in the figure below.

Device ...	Last M...	State ▲	Tenant	User	Group	Schedule	Monitor...	Monitor...
Morris' inReach SE	2015-10-06 11:49 AM	Emergency	Todd's Western Company	Morris Shawn	Kelowna Region			no
Todd's inReach SE	2015-10-02 5:04 AM	Overdue	Todd's Western Company	Todd Fitzpatrick	Test Group	Test Check-in Schedule		no
Todd's iPhone 6	2015-10-01 12:41 PM	Overdue	Todd's Western Company	Todd Fitzpatrick	Todd's Group	test 2 [disabled]	Every 30 minutes	no
Hayli's iPhone	2015-09-08 4:19 PM	Overdue	Todd's Western Company	Hayli Mueller	Todd's Group		Every 120 minutes	no

Device details | **User details** | Actions



Morris' inReach SE
Description: 400601000000094
Device Type: inReach SE
Group: Kelowna Region
Emergency State: **Emergency**
Emergency from 2015-10-06 11:49 AM
Overdue State: None


Check-in Request
Last Check-In Request: 2015-09-04 12:47 PM

Refresh Close [Show Emergency and Overdue devices only](#)

3. To view all recent device interactions regardless of their state, disable the **Show Emergency and Overdue devices only** toggle.

Device ...	Last M...	State ▲	Tenant	User	Group	Schedule	Monitor...	Monitor...
Todd's inReach SE	2015-10-02 5:04 AM	Overdue	Todd's Western Company	Todd Fitzpatrick	Test Group	Test Check-in Schedule		no
Todd's iPhone 6	2015-10-01 12:41 PM	Overdue	Todd's Western Company	Todd Fitzpatrick	Todd's Group	test 2 [disabled]	Every 30 minutes	no
Hayli's iPhone	2015-09-08 4:19 PM	Overdue	Todd's Western Company	Hayli Mueller	Todd's Group		Every 120 minutes	no
Morris' inReach SE	2015-10-06 11:54 AM	Normal	Todd's Western Company	Morris Shawn	Kelowna Region			no
Emilie Jones' iPhone		Normal	Todd's Western Company	Emilie Jones				no

Device details | User details | Actions



Todd's inReach SE
 Device Type: inReach SE
 Group: Test Group
 Emergency State: None
 Overdue State: **Overdue**

Position
 Last Location: 50°18'21"N 119°12'29"W
 Location Time: 2015-10-02 5:04 AM

Check-in Schedule
 Name: Test Check-in Schedule
 Last Expected Check-In: 2015-10-05 8:00 PM
 Last Check-in: 2015-10-01 1:24 PM

Refresh
Close
Show Emergency and Overdue devices only

4. Select any device from the list followed by desired tab to view the associated **Device Details**, **User Details**, or perform specific **Actions** on the selected device.